



Revised
10/7/11 amb

RIG NO. 10

CLASSIFICATION: 1000 HP Mechanical

SWIVEL:

Ideco TL 300

DRILLING DEPTH CAPACITY:

15,000' w/ 4-1/2" dp

DRILL PIPE:

4-1/2" od

POWER SYSTEM:

Two (2) CAT 3408 with Allison TC 955 torque Converters
two (2) CAT D 3408 diesel engines with
SR-4 275 KW generators

DRILL COLLARS:

As Required

DRAW WORKS:

Skytop Brewster N46 single with Parmac V80
hydromatic brake, and two (2) engine compound

ANNULAR PREVENTER:

Hydril GK 11" 5000 psi WP

MAST:

Skytop Brewster 136' mast rated at 550,000# SHL

RAM PREVENTERS:

Shaffer LWS 11" 5000 psi WP double ram

DRILL LINE:

1-1/4"

CHOKE MANIFOLD:

4-1/16" x 2-1/16" 5000 psi WP

SUBSTRUCTURE:

22' high, box on box.
19' clear height from rotary beam to ground

ACCUMULATOR SYSTEM:

Koomey Type 80 with remote control five
(5) station, 120 gal.

MUD PUMPS:

Two (2) Skytop-Brewster B1300T pumps
each powered by a Caterpillar 3512C HD engine

MUD SYSTEM:

Two (2) Tank 800 BBL System
Two (2) Derrick 503 High "G" Shakers
Brandt 2 cone desander
Brandt 12 cone desilter
Brandt Vacuum Degasser

ROTARY:

Skytop Brewster 22-1/2 " 53-1/4" center

AUXILLARY EQUIPMENT:

Toolpusher and crew quarters
One 400 BBL water tank
Automatic driller
Pipe spinner
Kelly spinner
Totco electronic drilling recorder
0-7 degree drift indicator
One (1) 9,000 gal fuel tank
NOV- Iron Roughneck Type ST 80-C

TOP DRIVE:

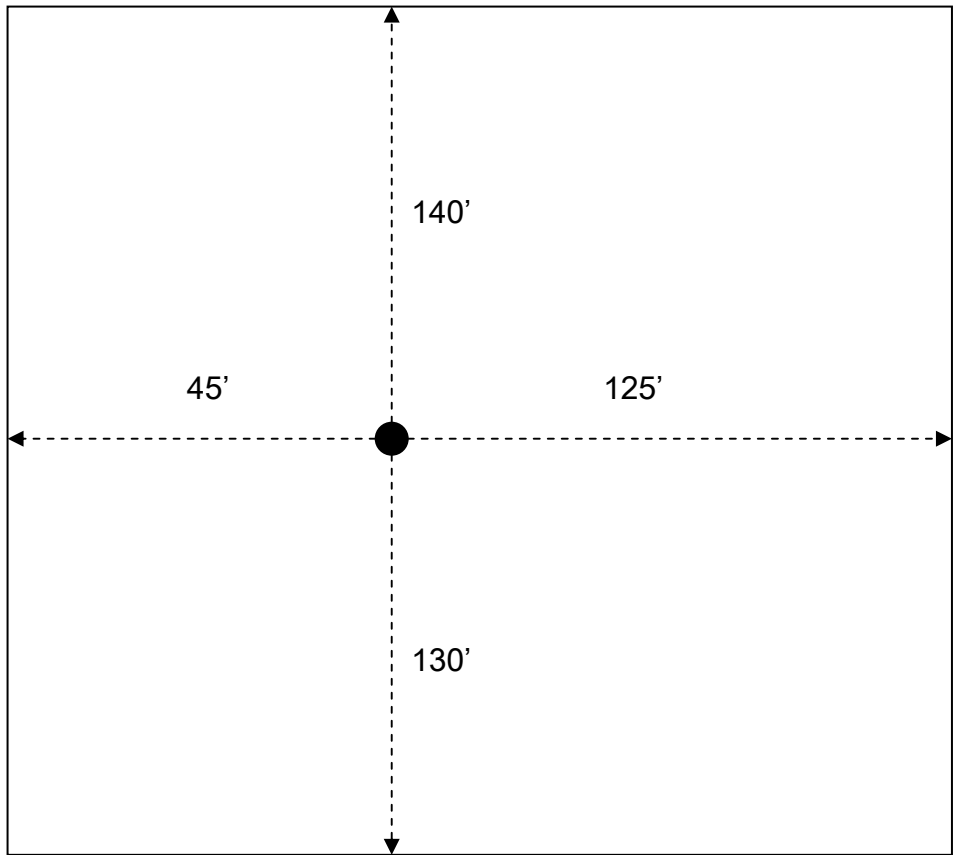
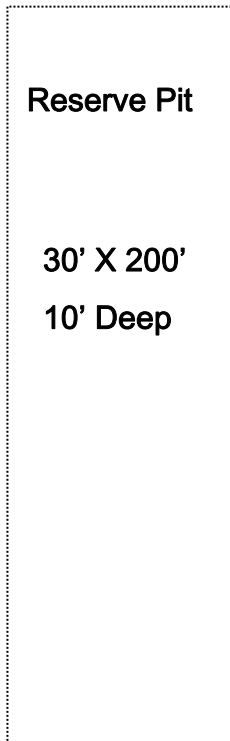
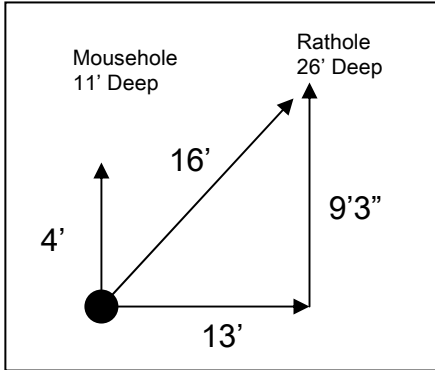
NOV-TDS11 500 Ton AC Top Drive
Powered by Caterpillar D-398
with 800 KW Generator

BLOCK AND HOOK:

YC 315 350 Ton




Rig No. 10



PIONEER DRILLING

C O M P A N Y



RIG #10