

RIG NO. 4

CLASSIFICATION: 1000 HP Electric

DRILLING DEPTH CAPACITY:

15,000' w/ 4-1/2" dp

POWER SYSTEM:

Three (3) CAT 3512 C engines with Kato 1365 KW AC generators, IEC SCR with four (4) bays to power pumps, drawworks, rotary and lighting plus hotel load

DRAW WORKS:

RMI 1000-E with parmac SSR 28 hydromatic brake powered by two (2) GE 752 traction motors

MAST:

Dreco 136' Mast rated at 700,000# SHL

DRILL LINE:

1-1/4" EIPS

SUBSTRUCTURE:

Dreco 22' slingshot with 700,000# rotary capacity with 450,000# setback capacity, 18' clear height from rotary beam to ground level

MUD PUMPS:

Two (2) Continental Emsco FB1300 triplex pumps rated at 1300 hp, each driven by two (2) EMD-79 traction motor

ROTARY:

Ideco 27-1/2" powered by one (1) GE 752 traction motor

TOP DRIVE:

NOV-TDS11 SA 500 Ton AC Drive

BLOCK AND HOOK:

American 350 ton Block
American 350 ton Hook

SWIVEL:

Continental Emsco 400 ton

DRILL PIPE:

5" od

DRILL COLLARS:

As Required

ANNULAR PREVENTER:

Hydril 13-5/8 5000 psi WP

RAM PREVENTERS:

Cameron Type U 11" 10,000 psi WP double ram
Cameron Type U 11" 10,000 psi WP single ram

CHOKE MANIFOLD:

4-1/16"x 2-1/16" 10,000 psi WP

ACCUMULATOR SYSTEM:

Valvcon model 210 with remote control
Five (5) station 210 gal

MUD SYSTEM:

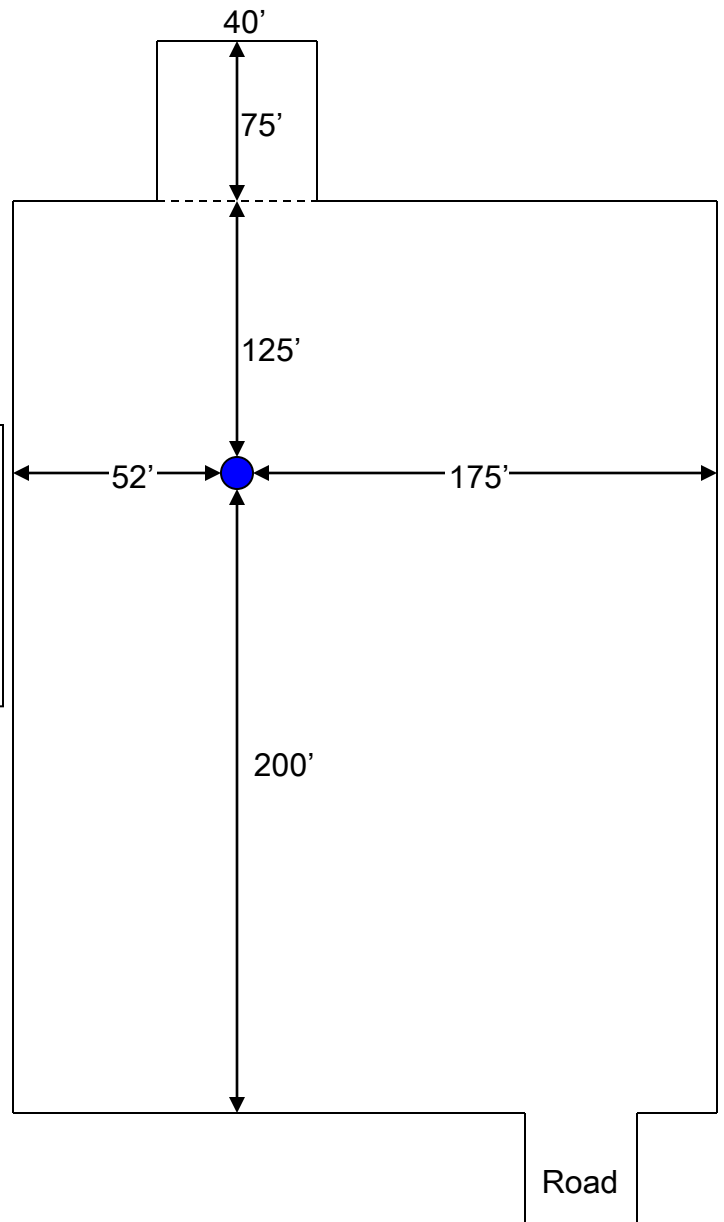
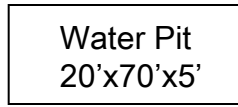
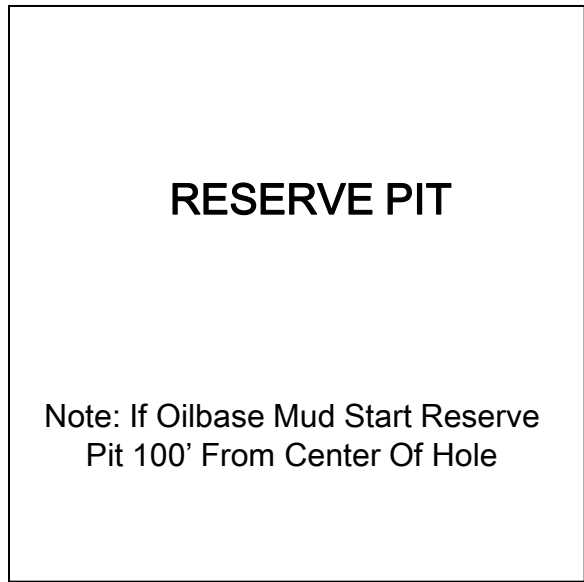
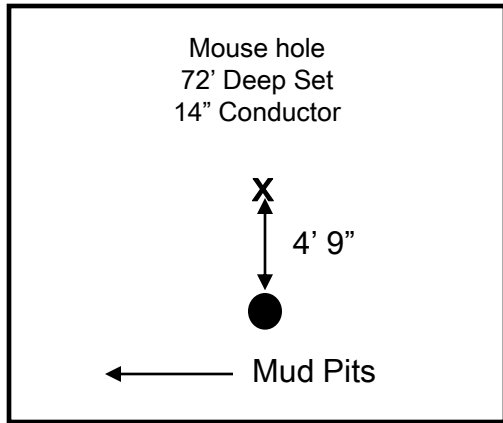
Two (2) Tank 1,000 BBL System
Three (3) Brandt King Cobra Shakers
Derrick 2 cone desander
Derrick 12 cone desilter
Brandt Vacuum Degasser


AUXILLARY EQUIPMENT:

Toolpusher and crew quarters
One 500 BBL water tank
Totco electronic drilling recorder
0-7 degree drift indicator
NOV-Iron Roughneck Type ST80-C



Rig No. 4





RIG #4