

RIG NO. 6

CLASSIFICATION: 1000 HP Mechanical

SWIVEL:

Continental Emsco LB-300

DRILLING DEPTH CAPACITY:

13,000' w/ 4-1/2" D.P.

DRILL PIPE:

4-1/2" od

POWER SYSTEM:

Two (2) CAT 3408 with National C-195-80 Torque Converters

Two (2) Detroit 60 series engines with 380kw generators

DRILL COLLARS:

As Required

DRAW WORKS:

RMI 1000 with Parmac V80

hydromatic brake and two (2) engine compound

ANNULAR PREVENTER:

Hydril GK 11" 5000 psi WP

MAST:

Lee C. Moore 131' Mast rated at 430,000# SHL

RAM PREVENTERS:

Shaffer LWS 11' 5000 psi WP double ram

DRILL LINE:

1 1/4 EIPS

CHOKE MANIFOLD:

4-1/16" x 2-1/16" 5000 psi WP

SUBSTRUCTURE:

20' high Box on Box

16'-9" clear height from rotary beam to ground

ACCUMULATOR SYSTEM:

Chiles six (6) Station 180 gal.
with remote control

MUD PUMPS:

Two (2) Gardner-Denver PZ-9's each powered
by Caterpillar 3508-C

MUD SYSTEM:

Two (2) Tank 600 BBL system
Two (2) Derrick 503 Linear Motion Shaker
Sweco cone desander
Ten (10) cone desilter
Drilco degasser

ROTARY:

Ideco 27.5 with 53-1/4 Center

AUXILLARY EQUIPMENT:

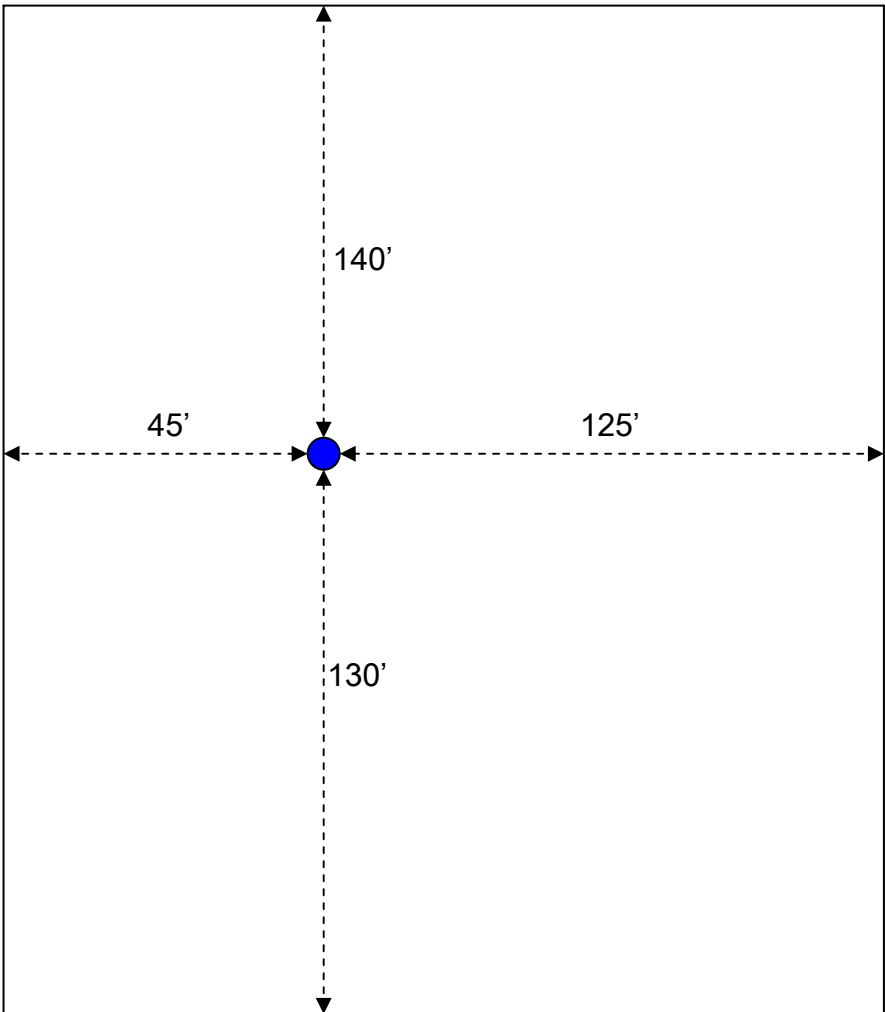

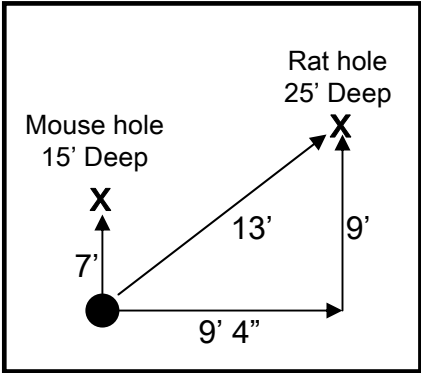
Toolpusher and crew quarters
One (1) 500 BBL water tank
Pipe spinner
Kelly spinner
Totco electronic drilling recorder
0-7 degree drift indicator
One (1) 10,000 gal. fuel tank
NOV St-80 Iron Roughneck

BLOCK AND HOOK:

Skytop 250 ton block, BJ Unimatic 250
ton hook



Rig No. 6





RIG #6