

RIG NO. 7

CLASSIFICATION: 1500 HP Electric

DRILLING DEPTH CAPACITY:

18,000' w/ 5" dp

POWER SYSTEM:

Three (3) CAT 3512-B diesel engines
with three (3) Kato 1365 KW AC generators,
one (1) Ross Hill SCR, four (4) bays to power
pumps, drawworks, and lighting plus hotel load

DRAW WORKS:

National 110-UE with 6032 Baylor brake
powered by two (2) GE 752 traction motors

MAST:

NOI 136' telescoping mast rated at 735,000# SHL

DRILL LINE:

1-3/8"

SUBSTRUCTURE:

NOI 22' telescoping with 735,000# rotary capacity
and 400,000# setback capacity, 17'-8" clear height
from rotary beam to ground level

MUD PUMPS:

Two (2) Continental Emsco FB-1600 triplex
pumps each rated at 1600 hp, each driven by
two (2) GE 752 series traction motors

TOP DRIVE:

NOV TDS-11 SA 500 Ton AC

ROTARY:

Ideco 27-1/2" independently driven by GE-752 series
traction motor

BLOCK AND HOOK:

National 500 ton block
National 500 ton hook

SWIVEL:

Gardner Denner 400

DRILL PIPE:

5" od

DRILL COLLARS:

As Required

ANNULAR PREVENTER:

Shaffer 13-5/8" 5000 psi WP

RAM PREVENTERS:

Shaffer SL 13 5/8" 10000 psi WP double ram
Shaffer SL 13 5/8" 10000 psi WP single ram

CHOKE MANIFOLD:

4-1/16" x 3-1/16" 10000 psi WP

ACCUMULATOR SYSTEM:


Ross Hill w/ remote control six (6) station
240 gal.

MUD SYSTEM:

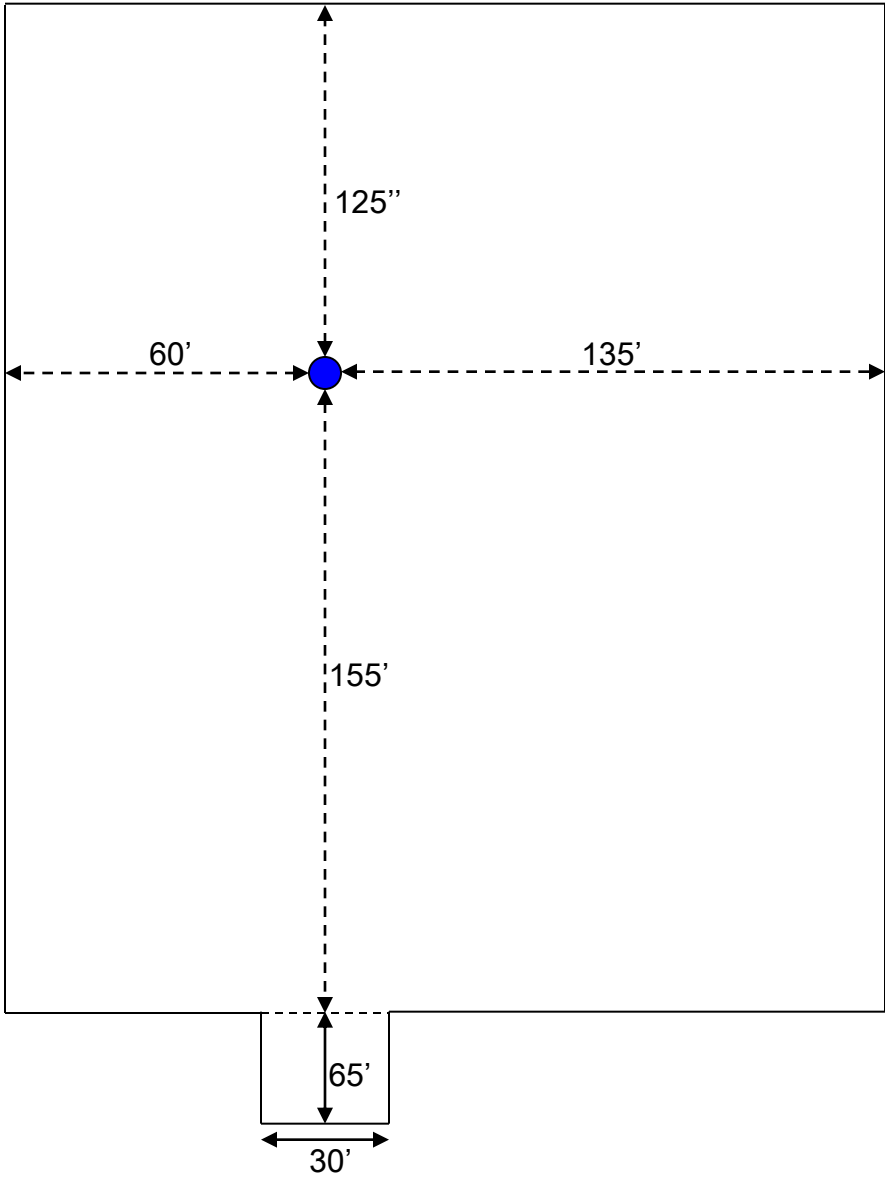
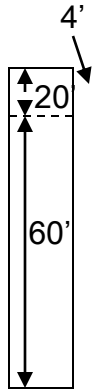
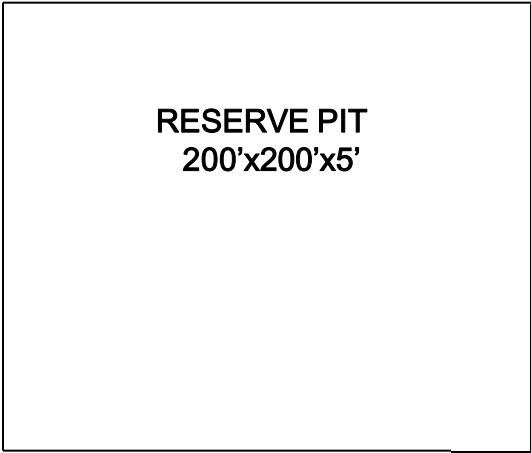
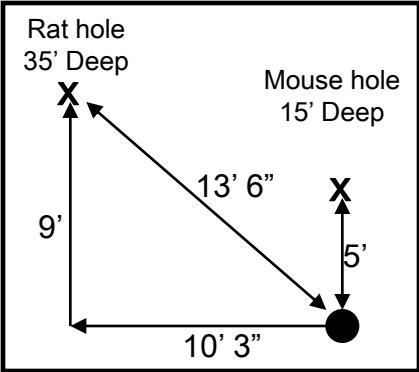
Two (2) Tank 1000 BBL System
Three (3) Brandt King Cobra Shakers
Brandt 2 cone desander
Brandt 12 cone desilter
Brandt Vacuum Degasser

AUXILLARY EQUIPMENT:

Toolpusher and crew quarters
One 500 BBL water tank
Automatic driller
Totco electronic drilling recorder
0-7 degree drift indicator
NOV - Iron Roughneck ST 80-C
Wrangler 3550 Catwalk (delivery June 2010 +/-)



Rig No. 7



PIONEER
DRILLING
C O M P A N Y



RIG #7